

HT VIRTUAL STAGE

STREAMING GUIDE

HT Virtual Stage Streaming Support

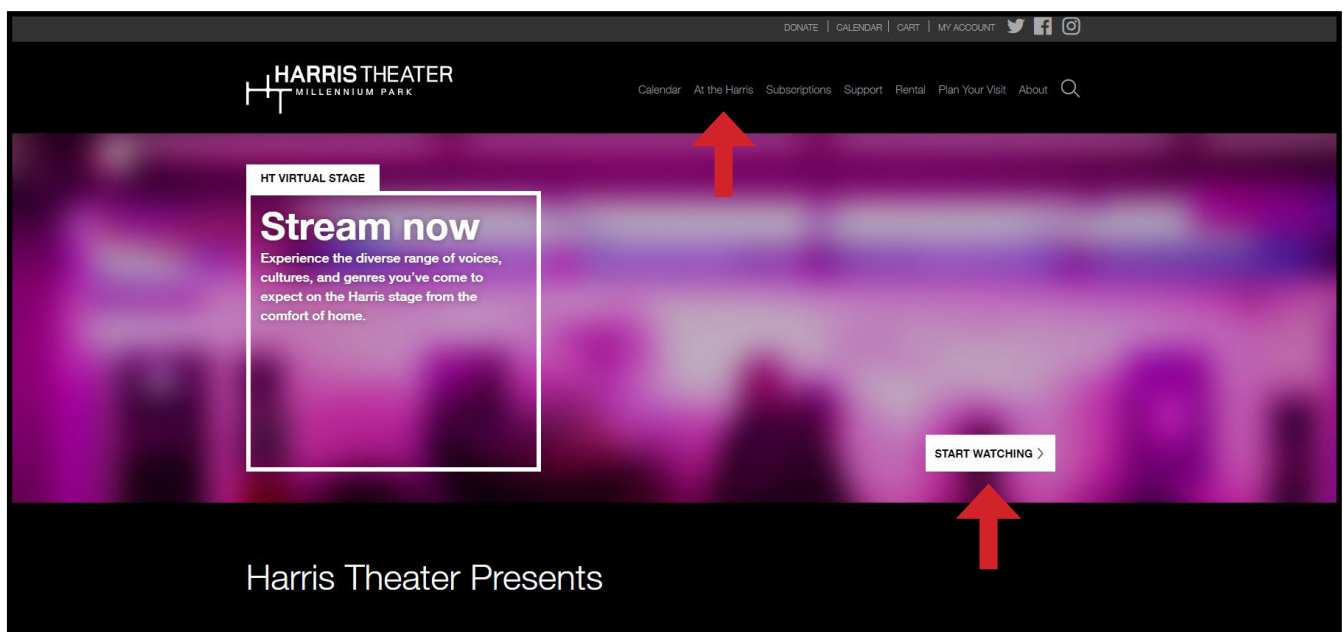
Guidance for the best viewing experience

What you'll need before you view...

- A computer, smart phone, or tablet with high-speed and consistent internet connection. We recommend that you have this device plugged in and charging while viewing.
- Access to a web browser, such as [Google Chrome](#) or [Safari](#).
- Access to the [HT Virtual Stage](#) website page.
- A Harris Theater Account.

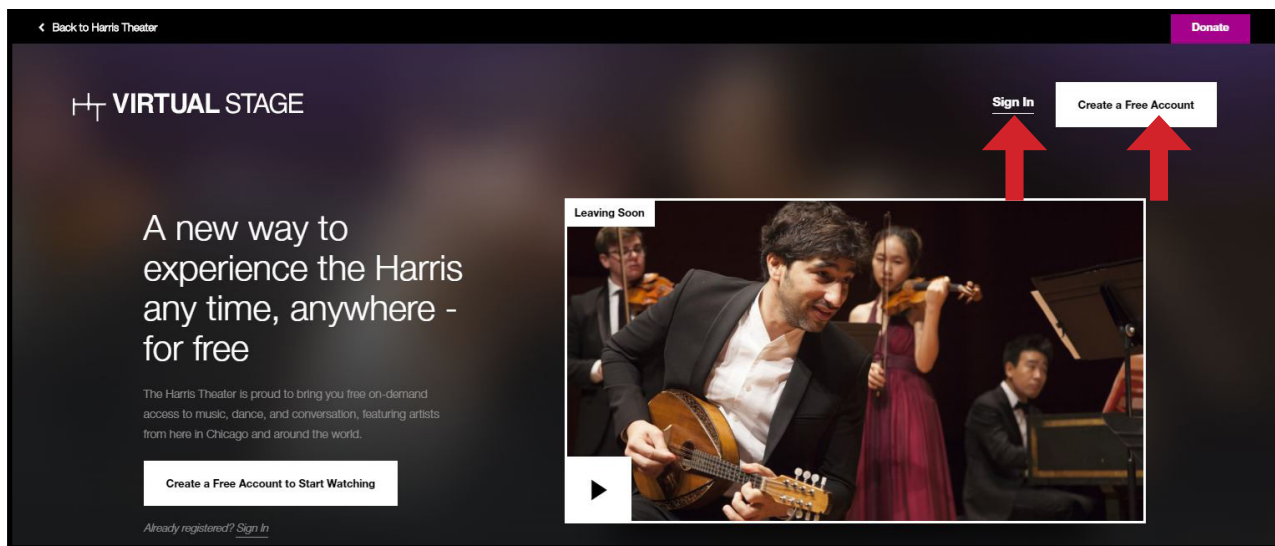
How to access the HT Virtual Stage...

- Visit the Harris Theater [website](#) and click on “HT Virtual Stage” in the image carousel at the top or click “HT Virtual Stage” in the “At the Harris” dropdown.
- You can also go directly to the streaming site at harristheaterchicago.org/virtual-stage.



How do I create an account to access the HT Virtual Stage?

- You can create your account by first visiting the home page for the HT Virtual Stage at harristheaterchicago.org/virtual-stage. Near the sign-in links, you can find links near the top that say “Sign In” or “Create a Free Account.”
- *Please note: Your HT Virtual Stage account will have the same login from your Harris Theater account used to log-in to our main website for tickets, subscriptions, and donations. So, if you know your log-in information for your HT Account, click “Sign In” and enter your email/password combination.*



If you need to create a Harris Theater Account, click “Create Free Account,” this will take you to a page where you will be prompted to:

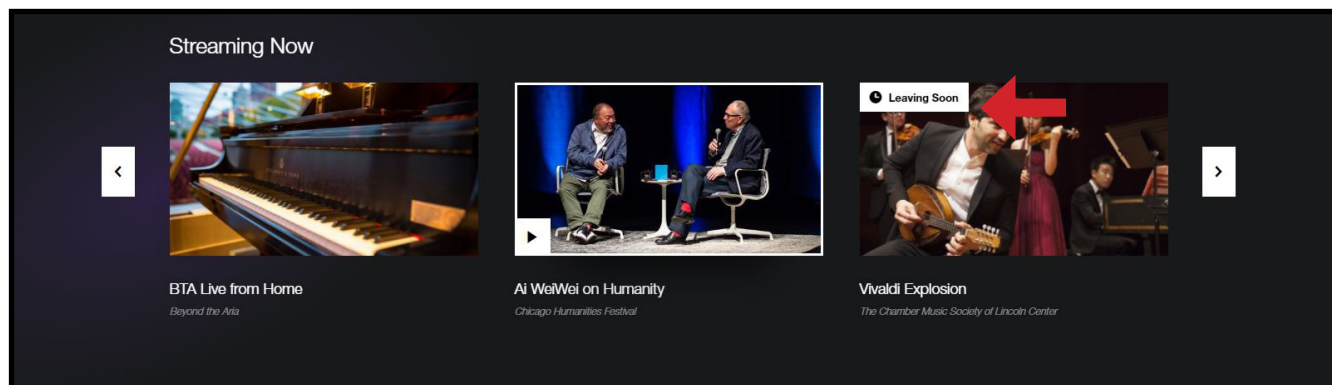
- Enter your email address
- Create a password
- Confirm the password you created in the field above
- Enter your first and last name
- Click “Sign Up”
- Optional: You may also select your programming interests by checking the boxes next to each category as well as what kind of communications you would like to receive.

A screenshot of the account creation form. At the top, there are links for "LOGIN" and "VIEW CART". On the right, there are fields for "Promo Code" and a "SUBMIT" button. The main heading is "Create your account below:". Below this, there are two sections: "Login Information" and "Account Information". The "Login Information" section has three fields: "Email Address", "Password", and "Confirm Password". The "Account Information" section has two fields: "First Name" and "Last Name". Each field has a red asterisk next to it, indicating it is required.

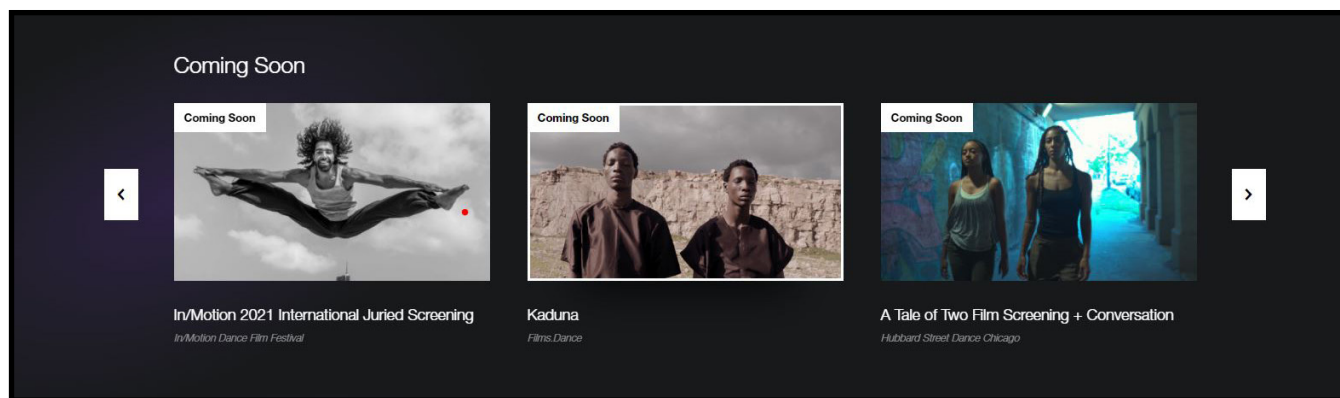
Once you're log in, you will then be redirected back to the HT Virtual Stage home page where you will then be able to watch any of the videos hosted on the platform.

How to Start Watching

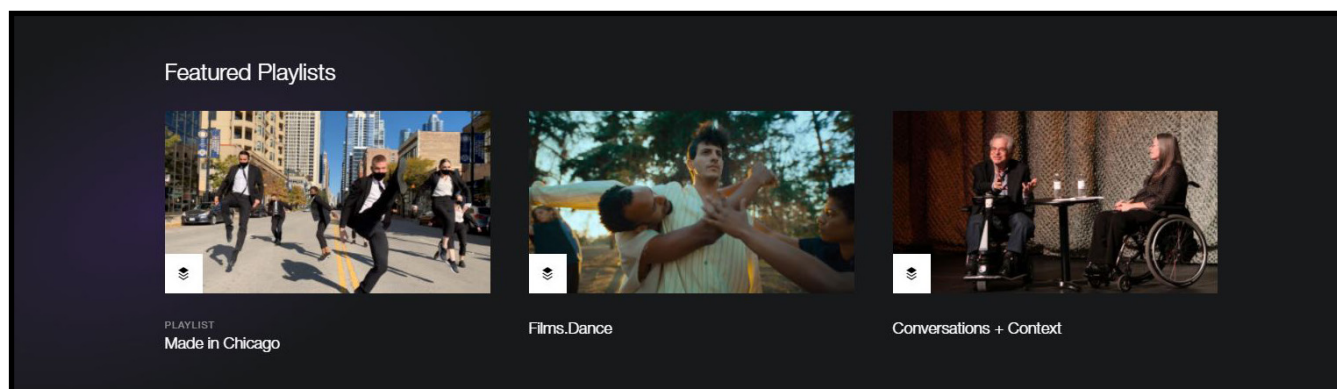
Now that you're logged in, you will be able to watch any of the videos under the **"Streaming Now"** label. You may notice some of the videos are flagged with **"Leaving Soon."** This means this video will be on the HT Virtual Stage for a limited time.



You can browse content that will be **"Coming Soon"** and start planning your future watch parties

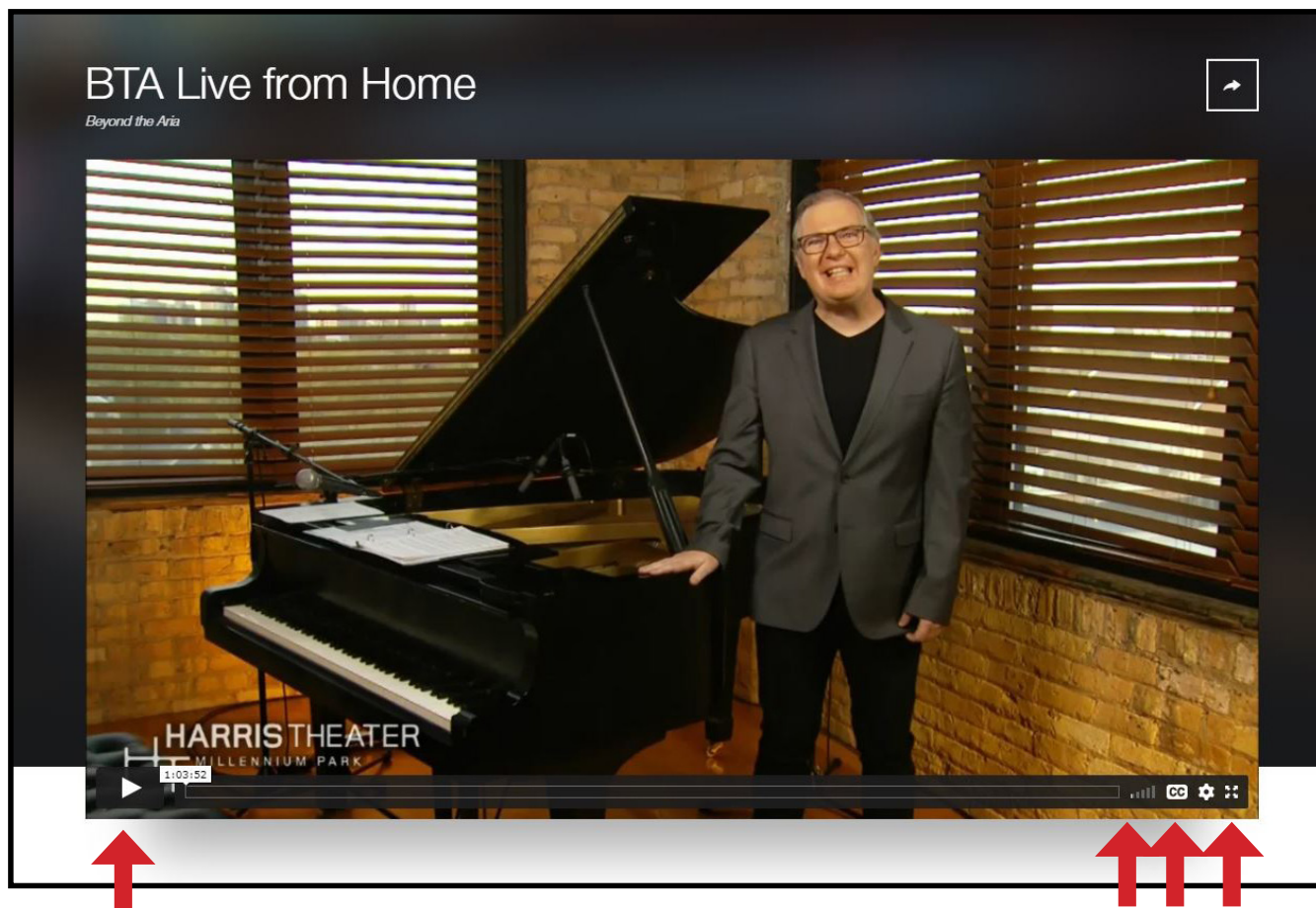


You may also explore the **"Featured Playlists,"** which are curated collections of videos and include content that is available to stream now as well as those that will soon be coming to the site.



Playing a Video

Once you've selected the content to watch, the video will appear with options to **play**, control **volume**, turn on **Closed Captioning (CC)**, and enter **Full Screen**.



The white arrow on the video viewer screen and click on it to **play** the video. You can also click directly on the video image to start and pause play.



For **full screen** viewing from your computer, tablet, or phone, click (or tap) on the full screen icon at the bottom right-hand corner of the video viewer. To exit full screen and return to the HT Virtual Stage site, you can click that same icon again OR Press Esc on your keyboard.



Volume can be controlled directly on your device, by clicking the volume control buttons built into your device. Or, you can click and drag the volume bar icon located on at the bottom right-hand of the video viewer left or right to decrease or increase volume.



To view the text of the spoken word portions of the videos, press the CC symbol to turn on Closed Captioning

Artist Information and Supplemental Documents

More information, such as program notes and artist biography are also available on each video page. To view program notes while watching the video stream, we suggest either exiting the full-screen mode so that the program notes can be viewed on the same screen, or you can open the program notes on separate device (such as a second phone, computer, or tablet).


Summary


Artist Info

Beyond the Aria pianist and series artistic director Craig Terry joined soprano Susanna Phillips, tenor Eric Ferring, and bass-baritone David Weigel for a virtual installment of this unique and intimate series, recorded in May 2020. Typically held on the stage of the Pritzker Pavilion overlooking Millennium Park, *Beyond the Aria* is presented in partnership with Lyric Opera of Chicago, and features opera luminaries alongside rising stars from The Patrick and Shirley W. Ryan Opera Center - performing everything from soaring arias to jazz and American songbook selections.

Susanna Phillips, *soprano*
Eric Ferring, *tenor*
David Weigel, *bass-baritone*
Hugh Russell, *baritone and piano*
Craig Terry, *piano*

DOWNLOAD

BTA from Home Repertoire 

BTA from Home Sing-along 

Tips to optimize your viewing and listening

- Use headphones or connect to external speakers when watching on your personal device to optimize sound.
- Adjust your screen brightness on your personal device or television to brighten or dim the image.
- If you have an AppleTV, you can use an Apple device including iPhone or iPad to stream to your television using Airplay. Click [here](#) for instructions.

Help us to improve your experience

Encountering barriers to your experience? Please don't hesitate to contact us to start the conversation about accessing the content and what you need to fully participate. The best way to reach a member of the Harris Theater team is to email info@harristheaterchicago.org.

Stay up to date on content and HT news

The Harris Theater will send monthly newsletters to keep you updated on what is coming soon to the HT Virtual Stage. Be sure to sign up for the newsletter in your Harris Theater Account to stay connected.

Enrich your experience with a Virtual Membership

While HT Virtual Stage content will be available to everyone for free this season, those interested in deepening their experience with the platform can purchase a Virtual Membership, starting at just \$5 – click [here](#) for details.

We hope you enjoy the HT Stage Virtual Stage!